

Project Name:	Type:
Product Code:	Date:









Track Cylinder

The Vanilla track cylinder features a clean aluminum body and simple design. The track cylinder has deep LED shielding ideal for high visual comfort. This helps to control glare and maintain a quiet appearance in any space or setting its installed. The fixture comes standard in black or white finishes. The Vanilla track cylinder features optimal adjustability, tiltable pass 90° and can be rotated 360. The Vanilla track cylinder has three size options small, medium and large. Compatible with stucchi track standard. Optics are field swappable between the spot (15°), narrow flood (24°) and flood (36°) optics provided. It also features a clean beam edge suitable for lighting retail and hospitality applications.



PERFORMANCE

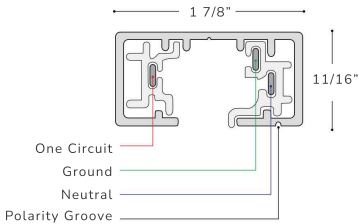
	SMALL	MEDIUM	LARGE
LIGHT:	LED Module		
SOURCE:	LED		
SDCM:	2 STEP		
LUMEN PERF:	1000 LMS	2000 LMS	3000 LMS
LMS DELIVERED:	900 LMS	1800 LMS	2700 LMS
LED LIFE:	50,000 HRS		
CRI	90 CRI		
CCT:	2700K	3000K	3500K
			
BEAM SPREAD	SPOT	NARROW FLOOD	FLOOD
			

DRIVER SPECIFICATIONS

	SMALL	MEDIUM	LARGE
DIMENSIONS:	62 mm Dia. x 170mm H	74mm Dia. x 185 mm H	80mm Dia. x 185mm H
VOLTAGE:	120V		
WATTAGE	10 W	20 W	30W
DIMMING:	Phase Dimming Protocol		
RANGE	1-100% Dimming Range		

TRACK SPECIFICATIONS

ONE CIRCUIT TRACK 120V



*Track component is specified separately.

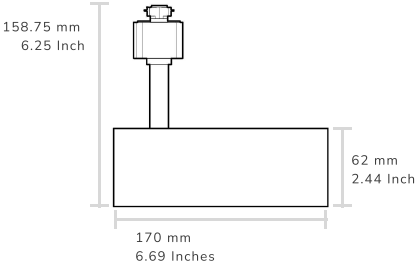
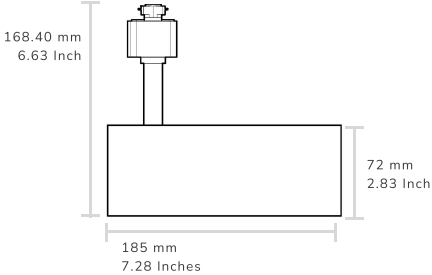
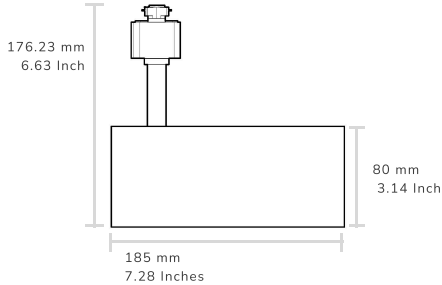
**Track is Type H-Style (3-Wire) Connector compatible with one circuit track.

MONOPOINT CANOPY



Available in Black and White

DIMENSIONS

SMALL	MEDIUM	LARGE
 <p>158.75 mm 6.25 Inch</p> <p>62 mm 2.44 Inch</p> <p>170 mm 6.69 Inches</p>	 <p>168.40 mm 6.63 Inch</p> <p>72 mm 2.83 Inch</p> <p>185 mm 7.28 Inches</p>	 <p>176.23 mm 6.93 Inch</p> <p>80 mm 3.14 Inch</p> <p>185 mm 7.28 Inches</p>



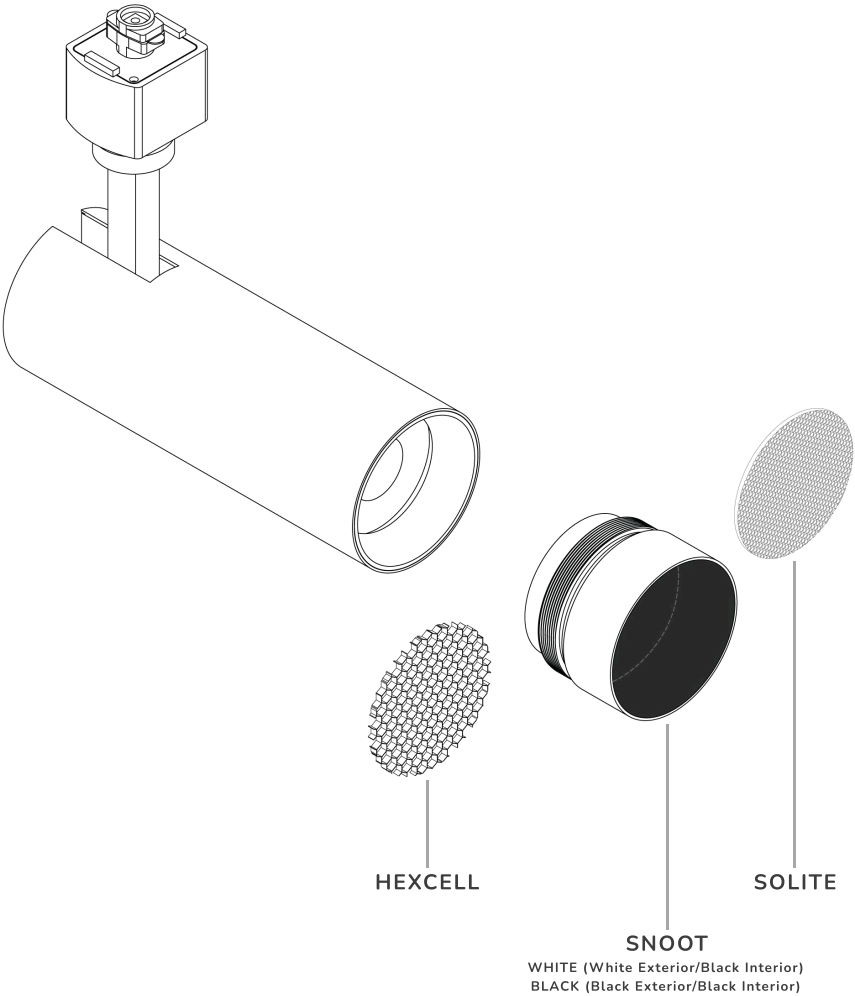
ORDER INFORMATION

Order Code

VAN	PROFILE	SIZE	COLOR TEMP	OPTICS	FINISH	VOLTAGE	OPTIONS*
VAN	TRCY	<div>S SMALL (10 W)</div> <div>M MEDIUM (20 W)</div> <div>L LARGE (30 W)</div>	<div>27 2700K</div> <div>30 3000K</div> <div>35 3500K</div>	<div>S 15°</div> <div>NF 24°</div> <div>F 36°</div>	<div>W WHITE</div> <div>B BLACK</div>	U 110-277v	<div>S SOLITE</div> <div>H HEXCELL</div> <div>ST SNOOT</div> <div>HF HEXCELL + FILM</div> <div>STS SNOOT + SOLITE</div> <div>STH SNOOT + HEXCELL</div> <div>STHF SNOOT + HEXCELL + FILM</div> <div>MON MONOPOINT</div>

* Up to two options can be combined typical. Example ST + H (Snoot + Hexcell) STH

ACCESSORIES DIAGRAM





FINISHES



WHITE



BLACK

MOUNTING TYPES		
OPTIONS	TRACK	MONOPOINT CANOPY FOR J BOX